




HI-M^o ILO

480-505W

High Efficiency Half-Cell Mono PERC Module



Half-cut cell technology
New circuit design,
lower internal current,
lower Rs loss



Special circuit design
with much lower hot spot
temperature



Fire safety
(Class C, certified to TÜV
Rheinland and Rheinland
test standards)



Resistance to power
attenuation passed TÜV
Rheinland system voltage
endurance test

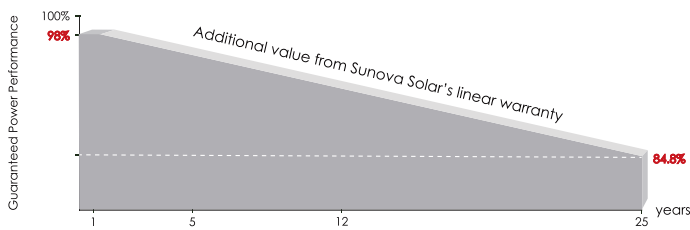


Resistance to salt-spray
corrosion
(IEC61701, certified to TÜV
Rheinland test standard)



100% triple EL test
enabling remarkable
reduction of hidden crack
rate of modules

LINEAR PERFORMANCE WARRANTY



15 YEARS Product quality & process guarantee

25 YEARS Linear power guarantee

0.55% Annual Degradation Over 25 years

COMPREHENSIVE CERTIFICATES



ISO 9001: Quality Management System
ISO 14001: Environmental Management System Standard
OHSAS 18001: International Occupational Health and
Safety Assessment System Standard

PERFORMANCE INSURANCE



SS-505-66MDH 132 cells

ELECTRIC CHARACTERISTICS

Model of modules	SS-480-66MDH		SS-485-66MDH		SS-490-66MDH		SS-495-66MDH		SS-500-66MDH		SS-505-66MDH	
	STC	NOCT	STC	NOCT	STC	NOCT	STC	NOCT	STC	NOCT	STC	NOCT
Maximum power — P_{mp} (W)	480	358	485	361	490	365	495	369	500	373	505	376
Open-circuit voltage — V_{oc} (V)	45.08	42.38	45.16	42.45	45.25	42.54	45.34	42.61	45.43	42.71	45.52	42.79
Short-circuit current — I_{sc} (A)	13.58	10.97	13.64	11.04	13.71	11.11	13.78	11.17	13.85	11.24	13.92	11.31
Maximum power voltage — V_{mp} (V)	37.14	34.54	37.21	34.61	37.27	34.66	37.34	34.72	37.41	34.79	37.48	34.86
Maximum power current — I_{mp} (A)	12.93	10.37	13.04	10.44	13.15	10.54	13.26	10.63	13.37	10.73	13.48	10.79
Module efficiency — η_m (%)	20.2%		20.4%		20.6%		20.8%		21.1%		21.3%	
Power tolerance (W)	(0,+5)											
Maximum system voltage (V)	1500											
Maximum rated fuse current (A)	25											
Current operating temperature (°C)	-40~+85 °C											

STC (Standard Testing Conditions): Irradiance 1000 W/m², Cell Temperature 25 °C, Spectra at AM1.5

NOCT (Nominal Operating Cell Temperature): Irradiance 800 W/m², Ambient Temperature 20 °C, Spectra at AM1.5, Wind at 1 m/s

STRUCTURAL CHARACTERISTICS

Module dimensions (L*W*H)	2094 x 1134 x 35 mm
Weight	26.3 kg
Number of cells	132 cells
Cell	PERC Monocrystalline 182x91 mm
Glass	Tempered, 3.2 mm AR, High transmittance, Low iron
Frame	Anodized aluminum alloy
Junction box	IP68
Output wire	4.0 mm ² , wire length: 300 mm or Customized Length
Connector	MC4 Compatible
Mechanical load	5400 Pa

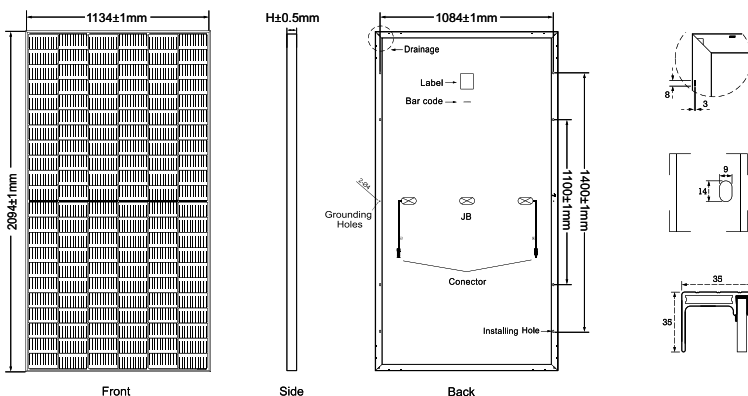
TEMPERFORMANCE RATINGS

Temperature coefficient (P_{max})	-0.35 %/°C
Temperature coefficient (V_{oc})	-0.28 %/°C
Temperature coefficient (I_{sc})	+0.045 %/°C
Nomial operating cell temperature	45±2 °C

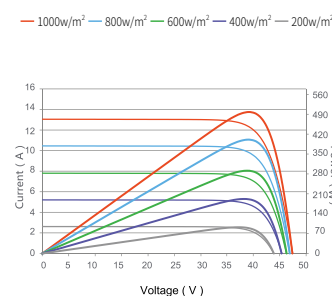
PACKAGING CONFIGURATION

Container	40HQ
Quantity/pallet	31
Pallets/container	22
Quantity/container	682

MODULE DIMENSIONS (mm)



Current-Voltage & Power-Voltage Curves (505W)



Temperature Dependence of I_{sc} , V_{oc} , P_{max}

